


# WILLIAM GRAY

MRWILLIAMGRAY.COM @MRWILLIAMGRAY BY MEYER DAVIS



PRODUCT: Hoist Large

COLLECTION: HOIST

MANUFACTURER: RICH BRILLIANT WILLING

CURATED BY:  
2020, N.Y.C.

*William Gray*

WG

©2020 WILLIAM GRAY INC.

# Hoist Large

## DESCRIPTION

The shaded members of the Hoist family take their cue from industrial light fixtures, with an added attention to form. The Large piece plays with scale, and is a creative choice when looking to add a pop of color to a project. Equally suited for indoor and outdoor use – as a sconce or flushmount – and available in custom powdercoat options.

## DIMENSIONS & WEIGHT

Ø 21 × D 7 in / Ø 530 × D 180 mm  
4.6 lb / 2.1 kg

## SPECIFICATIONS

8.5W power consumption  
655 lumens delivered

### Lamping

1 x 8.5W LED  
700 lumen source  
min 80 CRI

### LED Lifespan

50k hour


Available in 110-277V, 120V, or 220/240V input voltage  
2200K, 2700K, 3000K or 3500K color temperature  
Portfolio Dimming

## MATERIAL

Cast glass diffuser, steel shade, aluminum module

## FINISH

a. Cream White  
b. Black  
c. Blue  
d. Vermilion



a

b

c

d

# Hoist Specification Logic

## Product ID specification logic

Model	Variant	Finish	CCT	Input	Control	Power	IP
-------	---------	--------	-----	-------	---------	-------	----

### Model

Hoist						H	
Hoist sconce						HS	
Hoist pendant						HP	

### Variant

21" shade large diffuser						21B	
14" shade large diffuser						14B	
8" shade small diffuser						08A	
no shade large diffuser						B	
no shade small diffuser						A	

### Finish

Cream White						PC 24	
Matte Black						PC30	
Blue Gloss						PC36	
Vermilion						PC42	
custom powder coating						PCXX	
custom plated finish						PFX	

### Color Temp

2200K (candlelight) ('-TR' control only)						22	
2700K (warm white)						27	
3000K (soft white) ('-TM' control only)						30	
3500K (neutral white) ('-TM' control only)						35	

### Input Voltage

110-120V						120	
220-240V (only with Flex "-TM" control)						220	
110-277V*						277	

\*Upon request. Compatible with Performance "-10" and "-DL" control.

### Control

Standard TRIAC forward-phase (10-100% dimming)						TR	
Flex 0-10V analog* (1-100% dimming)						TM	
Flex TRIAC forward-phase* (1-100% dimming)						TM	
Flex ELV reverse-phase* (1-100% dimming)						TM	
Performance 0-10V analog* (0.1-100% dimming)						10	
Performance DALI digital* (0.1-100% dimming)						DL	

\*Requires external power supply

<b>Power</b> / external power supply						DEX	
--------------------------------------	--	--	--	--	--	-----	--

<b>IP Rating</b> / IP 65						IP65	
--------------------------	--	--	--	--	--	------	--

### Pendant Swag Kit

Optional swag kit allows for installation without overhead junction box.  
SKU: HP-2-PX\_\_

### Plug in Cord

192 in / 4877 mm standard cord length available in white. Custom lengths available upon request.

### Canopy

5 in / 127 mm canopy matched to shade finish comes standard with every order.

# Hoist Large




# Hoist Large



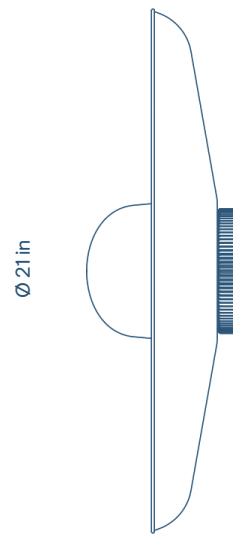
# Hoist Large

Front Elevation



Ø 21 in

Side Elevation



D 7 in