


WILLIAM GRAY

MRWILLIAMGRAY.COM @MRWILLIAMGRAY BY MEYER DAVIS



PRODUCT: Pilot 2L

COLLECTION: PILOT

MANUFACTURER: RICH BRILLIANT WILLING

CURATED BY:
2020, N.Y.C.

William Gray

WG

©2020 WILLIAM GRAY INC.

Pilot 2L

DESCRIPTION

Inspired by organic forms, as well as the elegant curves of a luxury aircraft, Pilot features a rounded, shell-like fiberglass shade. This long-stemmed, double-sided sconce makes for a striking and artful lobby moment. The range of finishes allows this pendant to blend in or stand out.

DIMENSIONS & WEIGHT

W 8 × H 66 × D 3 in / W 203 × H 1669 × D 74 mm
5 lb / 2.28 kg

SPECIFICATIONS

8W power consumption

Lamping

2 x 4W LED
300 lumen source
min 80 CRI

LED Lifespan

50k hour


Available in 110-277V, 120V, or 220/240V input voltage
2200K, 2700K, 3000K or 3500K color temperature
Portfolio Dimming

MATERIAL

Steel, Aluminum Modules, Fiberglass Shades

FINISH

a. Matte White, b. Quartzite, c. Glacier, d. White Hybrid, e. Matte Black, f. Breccia, g. Glimmer, h. Blue Hammertone, i. Brown Gold Hammertone, j. Putty, k. Mottled Brass, l. Satin Nickel, m. Polished Chrome, n. Polished Copper, o. Warm Bronze, p. Polished Black Nickel



Pilot Sconce Specification Logic

Product ID specification logic

PTS

Model	Variant	Finish	CCT	Input	Control	Power
-------	---------	--------	-----	-------	---------	-------

Model

Pilot Sconce	PTS
--------------	-----

Variant (reference variant drawings)

single small	1S
single medium	1M
single large	1L
double small	2S
double medium	2M
double large	2L
double asymmetrical	2X

Primary Finish (reference finish library)

matte white	PC20
matte black	PC30
silk grey	PC25
breccia	PC31
polished chrome	PF13
satin brass	PF17
polished copper	PF14

Color Temp

2700K (warm white)	27
3000K (soft white)	30
3500K (neutral white)	35

Input Voltage

110-120V	120
220-240V (only with Flex "-TM" control)	220
110-277V*	277

*Upon request. Compatible with Performance "-10" and "-DL" control.

Control

Standard TRIAC forward-phase (10-100% dimming)	TR
Flex 0-10V analog* (1-100% dimming)	TM
Flex TRIAC forward-phase* (1-100% dimming)	TM
Flex ELV reverse-phase* (1-100% dimming)	TM
Performance 0-10V analog* (0.1-100% dimming)	10
Performance DALI digital* (0.1-100% dimming)	DL


*Requires external power supply

Power Supply Enclosure / external power supply	DEX
--	-----

Power Supply Enclosure

Enclosure standard with every order. UL listed for cabinet and surface mount use.
11 × 2 × 4 in 286 × 48 × 95 mm

Pilot 2L



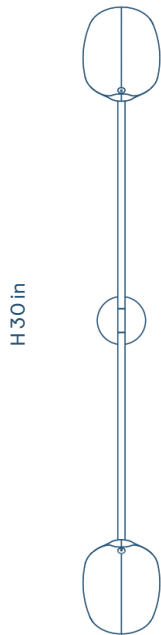
Pilot 2L

Plan Elevation



W 8 in

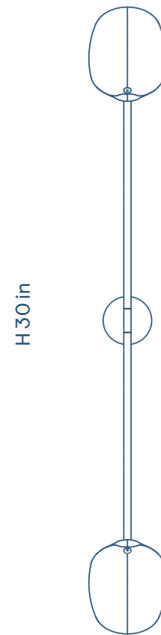
Front Elevation



H 30 in

W 8 in

Side Elevation



H 30 in

D 3 in